



## Floor Anchor Ø 40mm

### Levelled, 4° or 8° Inclination

Embedded anchor on pool deck, used for lane posts (Art. No. 1013001), posts for backstroke (Art. No. 2018001) or Turnboard for wall (Art. No. 2018004) and for different pool ladders (Art. No. 2012001). Lockable.

Floor anchor can be equipped with permanent cover so as to meet safety standards when not in use. Levelled or inclination of 4° or 8°. Requires recess drilled embed of 150x150x150mm or drilled hole Ø 150mm depth 150mm. Anchors are embedded and fixed with epoxy. Placement of anchor should have at least 75mm construction concrete on all sides and at least 50mm from reinforcement bar in concrete.

Earth-bonding recommended (see 6mm pre-drilled hole on bottom surface).

All of our goods for embedding in concrete are electropolished for extra protection against corrosion.

#### Unique qualities:

- Made from EN 1.4404 Stainless steel 316L with electropolished surfaces
- Commercial standard with 2mm goods thickness
- Lockable with Allen key



**2010010**  
Levelled with cover

**2010020**  
Levelled without cover

**2010014**  
Inclination of 4° with cover

**2010024**  
Inclination of 4° without cover


**2010018**  
Inclination of 8° with cover

**2010028**  
Inclination of 8° without cover

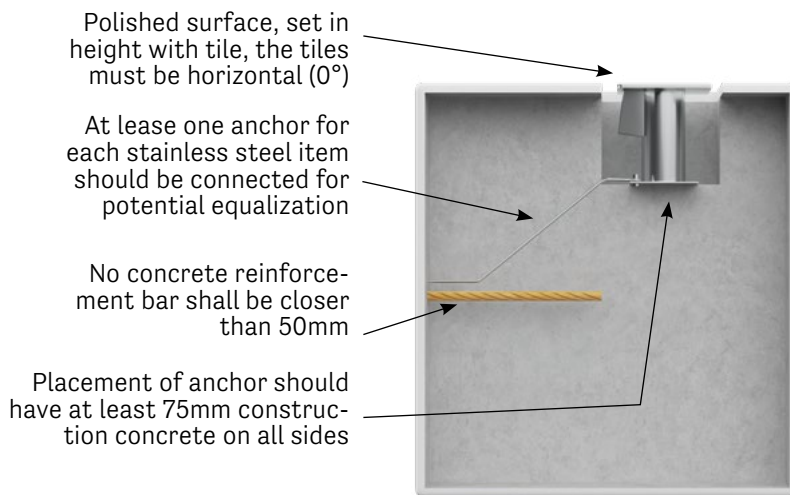
**Dimensions:**  
100x95x95mm  
Fitted for Ø 40mm posts

*Selected When it Counts*

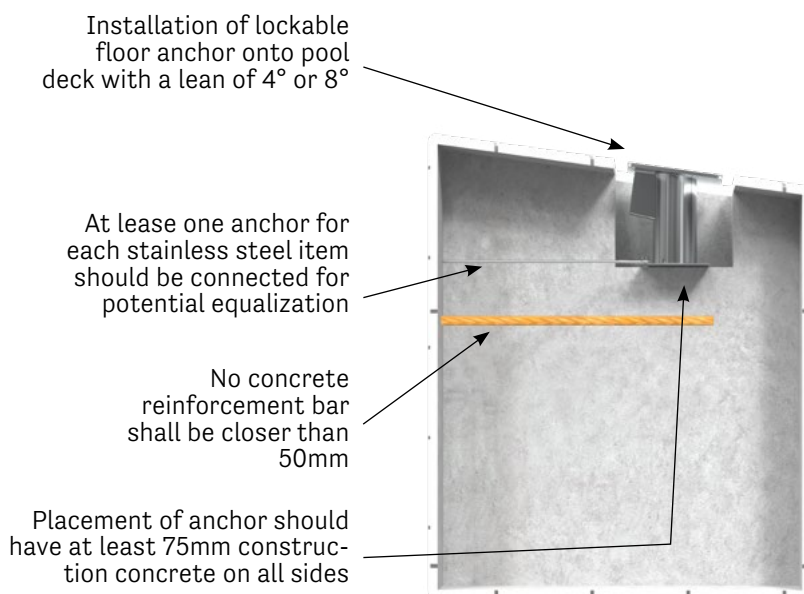
- 1 Builder/construction contractor performs recess in concrete.
- 2 Electrical contractor draws up potential equalization (at least one of the anchors should be connected to earth cable).
- 3 Tiles are put in place up to the vicinity of recess, by the tile contractor.
- 4.1 The building contractor mounts the anchor into the recessed area, and protects the polished plate from dirt or burn marks from concrete, tile adhesive and grout.
- 4.1 If potential equalization (earth cabling) is to be done, the electrical contractor may connect this to the anchor.
- 5 The recess is then molded with epoxy or expanding concrete, by the construction contractor.
- 6 Tile contractor sets tiling against polished plate of anchor.
- 7 Tile contractor or construction contractor removes the cover from the polished plate.



## Installation of lockable floor anchor onto levelled (0°) pool deck



## Installation of lockable floor anchor onto pool deck with a lean of 4° or 8°



*Selected When it Counts*